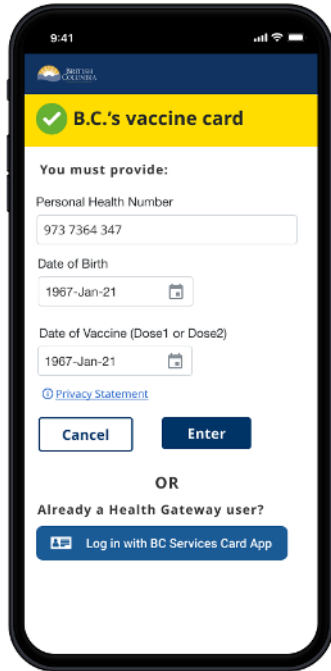


Get your BC Vaccine Card using Web Services



The screenshot shows a mobile phone displaying the 'B.C.'s vaccine card' web service. The interface includes a yellow header with a green checkmark and the text 'B.C.'s vaccine card'. Below this, it asks for 'Personal Health Number' (973 7364 347), 'Date of Birth' (1967-Jan-21), and 'Date of Vaccine (Dose1 or Dose2)' (1967-Jan-21). There are 'Cancel' and 'Enter' buttons, a 'Privacy Statement' link, and an 'OR' section for 'Already a Health Gateway user?' with a 'Log in with BC Services Card App' button.

- Starting September 7, 2021, you can follow these steps to obtain your BC Vaccine Card:
 - Step 1 – Visit gov.bc.ca/vaccinecard - Enter your Personal Health Number, Date of Birth and date of Vaccine (Dose 1 or Dose 2)
 - Step 2 – Get your BC Vaccine Card – Save it to your mobile device or print it
 - Step 3 – Have your BC vaccine card ready
- If you are a Health Gateway user your BC Vaccine Card will be available starting September 7, 2021.

The Business Vaccine Verification App

- Starting September 13, a business can download the BC Vaccine Card Verification App to prepare for scanning the BC Vaccine Card QR code.
 - Step 1 – Go to the Apple or Google app store and download the Province of BC Vaccine Verification mobile app
 - Step 2 – You are now ready to use a mobile device with a camera to start scanning the BC Vaccine Card QR code when presented by a person, either on their mobile device or paper.
- The scanning is quick and easy while being mindful of privacy and security, to minimize possible friction points between businesses and their customer.
- Scanning the QR code along with viewing ID, provides the highest level of trust for a business to ensure a valid proof of vaccine.
- Businesses are not required to use the scanner and can continue to view a person's proof of vaccine on that person's mobile device or paper.




Business QR Code Scanning and verification steps

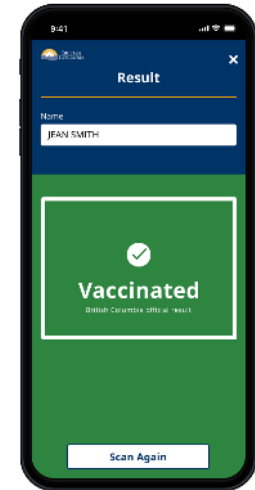
Step 1 – Download App from app store and allow access to camera



Step 2 – Scan the paper or digital copy of the BC Vaccine Card QR code



Step 3 – Check proof of vaccine, name with Photo ID if 19 or over



Three results for Vaccination Proof



Received both doses of a two dose vaccine; or one dose of single dose vaccine



Received 1 dose of a two dose vaccine*



No record of a vaccine in the Province of BC immunization registry*

* When proof of vaccine information is updated, people will need to return to the web service, or the Health Gateway to obtain their updated Vaccine Card to print or save to their device. If needed people can also call the Provincial Vaccine Number.

Questions?



Stay Informed Via These Resources:
gov.bc.ca/Covid-19 | bccdc.ca | 1-888-COVID19

Symptom Self-Assessment:
covid19.thrive.health



BRITISH
COLUMBIA